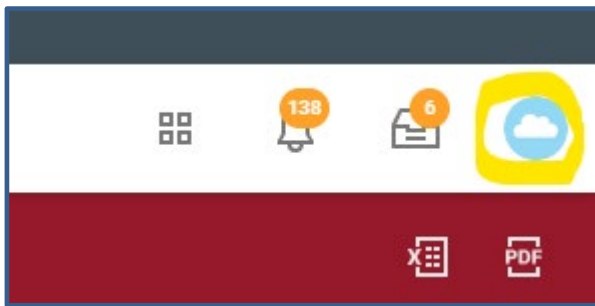
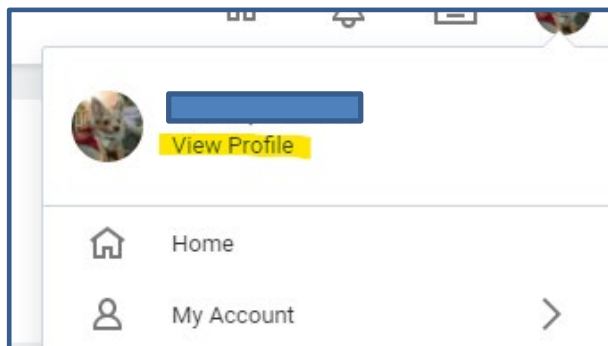


Find your Workday Employee ID

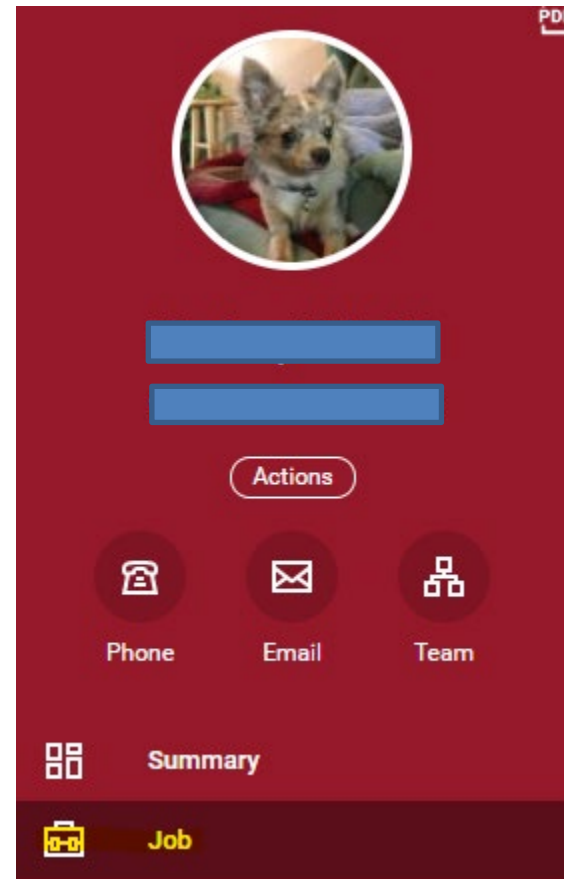
1. Click the **Profile** button at the top right of your Workday screen, next to your inbox. This will either be a cloud, or a picture if you have assigned one to your account.



2. Click the View Profile button.



3. On the left-hand side click **Job**.



4. Your **Employee ID** should be the first line. *When giving someone your Employee ID, be sure to include all zeros shown.*

Job Details with All Positions	Manager History	Management Chain	Organizations	Support Roles	Worker History	Additional Data
Table View 13 items						
						Box 0013 4375891
Employee ID						0000156
Primary Position Details						